



YOUR WOOD CARE RESOURCE



Starting in 1981, we developed a comprehensive system of products designed for the unique needs of log and timber homes. Our products look better, last longer and are easier to use than anything on the market today.

SIMPLY UNMATCHED

Our *System of Products* has dramatically reduced the expense and effort of maintaining a natural wood home. Superior products and an unparalleled commitment to customer service have made Perma-Chink Systems the industry leader in the appearance and maintenance of natural wood homes.

We take pride in the enhanced natural beauty our products offer the homeowner.



Quality Products

For over four decades Perma-Chink Systems, Inc. has manufactured the highest quality products and supplies specifically formulated for natural wood homes. We are committed to using only the best ingredients and most advanced technology available. Thousands of customer testimonials confirm that the quality of our products have made us an industry leader in the natural wood home market.

Customer Service

Our commitment to customer service begins the first time you give us a call. During business hours, a product support specialist, not a machine, will greet you. Our team members are highly trained to assist you in all aspects of beautifying and maintaining your home. Because we are the manufacturer, we can answer even the most technical questions regarding our **System of Products**. We will give you the guidance, information and complimentary product samples necessary to make informed decisions about your project. We can also help you find friendly professional contractors in your area, if necessary.

Experience

Perma-Chink Systems, Inc. is a systems company. No other log home related company offers the broad spectrum of products that we do. We have put together a family of products that work together and complement each other. Our technical department has spent many years developing products that work, are safe to use and are compatible with one another. That is why it is so important to use our system rather than individually purchasing one or two of our products. We have stayed abreast of the latest polymer technologies resulting in better performance, increased beauty and easier application of our system which has kept us ahead of our competitors.

Locations

You can visit any of our fully-stocked retail stores or distributor outlets located across the United States, Canada, and Europe for sales and product support. You may also call any of our toll-free numbers or contact us via our website, www.permachink.com. We will arrange prompt delivery to your doorstep or job site.

- A nationwide network of retail outlets
- Ordering and technical assistance via phone or internet
- Professional, experienced specialists
- Natural wood homes are our only business
- Secure and convenient internet shopping
- MADE in the USA

Connect with us:



Table of Contents

Sequence of Events	3
Exterior Stains and Finishes	
Lifeline Ultra-7	5
Lifeline Ultra-2	7
Lifeline Exterior	9
Lifeline Accents	11
Log End Seal	13
UV Boost	13
Prelude	13
Why Use Lifeline?	14
Lifeline Advance	15
Deck Defense	17
Log & Timber Defense	19
Interior Stains and Finishes	
Lifeline Interior	21
Lifeline Acrylic	23
Sure Shine	25
Chinking and Specialty Sealants	
Sealants Overview	26
Energy Seal	27
Perma-Chink	28,29
Chink-Paint	31
Check Mate 2	33
Application Tools	33
Woodsman	34
Log Home Gasket Tape	34
Grip Strip	35
Backer Rod	35
Log Gap Cap	35
Sealing Around Windows & Doors	37
Application Guns	37
Preservatives	
Armor-Guard	38
Cobra Rods	38
Shell-Guard Concentrate	38
Shell-Guard RTU	39
Wood Cleaners and Strippers	
Log Wash	41
Cedar Wash	41
Oxcon	42
Wood ReNew	42
pH Strips	42
StripIt	43
S-100	43
Wood Restoration Epoxies	
M-Balm and E-Wood	44
Epoxy Paste	45
Fasteners	
Log Boss	46
Wood Shapers	
Blaster Buddy	47
Osborn, Sanding Disks	47
Locations	49

Log and Timber Home Manufacturers

Our Partners

They Build - We Finish

START HERE TO MAKE YOUR LOG or TIMBER HOME DREAM COME TRUE!



1-800-777-7288

www.satterwhite-log-homes.com



1-800-438-8274

www.stonemill.com



Whisper Creek

1-877-289-9254

www.whispercreekloghomes.com



1-888-563-3275

www.blueridgelogcabins.com



1-207-757-8278

www.katahdincedarloghomes.com



1-530-899-0680

www.sierralogandtimber.com



1-800-308-7505

www.coventryloghomes.com



1-866-436-2522

www.ksmloghomes.com



1-800-231-3695

www.honestabe.com



1-800-270-5025

www.goldeneagleloghomes.com



1-800-726-0708

www.alhloghomes.com



1-888-675-3678

www.eloghomes.com

GOODRIDGE LUMBER, INC.



1-802-755-6298

www.goodridgelumber.com



1-800-818-9971

www.woodworkersshoppe.com



1-352-529-2070

www.crackerstyleloghomes.com



1-800-247-4442

www.hearthstonehomes.com



1-864-457-2444

www.greenriverlogcabins.com



1-330-359-5726

www.fairviewloghomes.net



1-717-445-5522

www.lancasterlogcabins.com



1-800-619-1156

www.cariboucreek.com



1-518-563-3810

www.cedarknollloghomes.com



1-800-571-3296

www.mclh.net

Sequence of Events

Exterior

Sequence of Events When Restoring an Existing Home

1. Repair any areas of log rot. If using *Log End Seal*, sand the log ends with 60-80 grit sandpaper.
2. *Energy Seal* or *Perma-Chink* around windows, doors, butt joints, and between logs. Allow to cure one week. This will help prevent water or blasting media from getting inside the home.
3. Clean or strip off the old finish. Rinse thoroughly; use pH strips to ensure ample rinsing has been done. Allow the wood to completely dry. If media blasted, wash surface with *Log Wash* solution.
4. Apply a Borate treatment (recommended). Allow to dry according to label recommendations.
5. If more than 7 days have passed since step 3 or 4, wash down surface with a *Log Wash* solution. Rinse well and allow wood to completely dry.
6. Apply *Check Mate 2* to upward facing checks. Allow *Check Mate 2* to cure at least 3 hours before staining.
7. If blasted, apply *Prelude* clear wood primer before *Lifeline* stain. If blasting was not done you can start applying *Lifeline* stain according to label guidelines.
8. Repair chinking or apply *Chink-Paint* if applicable.
9. Apply *Log End Seal*, if desired.
10. Apply *Lifeline Advance* gloss or satin topcoat.

Sequence of Events for New Construction

1. Sanding with 60-80 grit sandpaper is recommended for decking, or if using *Log End Seal* on the log ends.
2. Clean home to remove dirt, brown stain, and mill glaze. If gray wood or mill glaze is present use *Wood ReNew*. If gray wood and mill glaze are not present use *Log Wash*. Rinse thoroughly and allow wood to completely dry.
3. Apply a Borate treatment (recommended). Allow to dry according to label recommendations.
4. Apply *Energy Seal* or *Perma-Chink* around windows, doors, butt joints, and between logs. Apply *Check Mate 2* to upward facing checks. Allow to cure at least 3 hours.
5. If more than 7 days have passed since step 2 or 3, wash down surface with a *Log Wash* solution. Rinse well and allow wood to completely dry.
6. Apply *Lifeline* stain according to label guidelines.
7. Chink home if applicable.
8. Apply *Log End Seal* if desired.
9. Apply *Lifeline Advance* gloss or satin topcoat.



Professional Referrals



In-House Workshops



Personal Web Training



Training Seminars

Wood Stain and Finishes

Exterior



HONEST ABE LOG HOMES

Color in this photo closely represents Lifeline Ultra-7 Smoke. Actual results will vary. Contact Perma-Chink Systems for samples.

For more information about this home visit <https://www.honestabe.com/southern-grace-award>



HEARTHSTONE HOMES

Color in this photo closely represents Lifeline Ultra-7 Smoke. Actual results will vary. Contact Perma-Chink Systems for samples.

For more information about this home visit <https://www.permachink.com/blog/magnificent-timber-frame-home>

Wood Stain and Finishes

Exterior

Lifeline Ultra-7™

Our Highest Performance Transparent Wood Stain for Walls

Lifeline Ultra-7 is our highest quality wood stain enhanced with an advanced polymer resin that delivers sophisticated color, unmatched durability and maximum coverage.

Appearance:

By choosing *Lifeline Ultra-7*, you are ensuring that the finish will look as beautiful years after application as it did the day it was applied.

Longevity:

After multiple exposure tests in harsh-weather areas across the country, *Lifeline Ultra-7* stands out as THE top-of-the-line, long-lasting finish.

Value:

There is no doubt that *Lifeline Ultra-7* will save you time and money in the long run. Lasting longer equates to less labor expense over the life of the finish.

Environment:

Low VOC, water-based *Lifeline Ultra-7* meets and exceeds all standards and environmental requirements in North America.

- High coverage rate
- Excellent UV protection
- Easy maintenance procedures
- Breathable film allows unseasoned logs to dry out
- For walls and other vertical surfaces
- Comes with a **3-5 year limited warranty**
- Clear topcoat with *Lifeline Advance* to complete the system
- Custom colors available

Surface Preparation:

Must be applied to clean, dry surface.

of Coats:

One coat application.
Topcoat with *Lifeline Advance* Gloss/Satin Clear Topcoat.

Application Rates:

250-350 sq.ft. per gallon depending on the porosity of the wood.

Surface Temperature:

40 ° F to 90 ° F

Application Methods:

Airless sprayer with back-brushing to ensure even coverage OR all by brush. Stir before and frequently during application.

Drying Time:

Dry to the touch in 4 to 6 hours.
Cures in 72 hours.

Clean up:

Soap and water.

Packaging:

1-gallon container.
5-gallon pail.
Samples available.

Storage/Shelf Life:

Freeze/thaw stable.
3 years.



Caramel #325



Cedar #385



Oak #332



Bronze #374



Rustic Gray #372



Smoke #363



Chestnut #365



Almond #345



Eucalyptus #390



Color in this photo closely represents Lifeline Ultra-7 Rustic Gray. Actual results will vary.

Application techniques, wood species and other factors will affect the actual color when finished. We supply free samples for evaluation on your specific wood.

Read more about this home on <https://www.permachink.com/blog/more-than-just-log-homes>



Wood Stain and Finishes

Exterior



SATTERWHITE LOG HOMES

Color in this photo closely represents Lifeline Ultra-2 Hazelnut. Actual results will vary. Contact Perma-Chink Systems for samples.

Wood Stain and Finishes

Exterior

Lifeline Ultra-2™

Our Best Selling, Highest Performance Exterior Wall Stain

No other transparent finish system lasts as long as *Lifeline Ultra-2* with a clear topcoat of *Lifeline Advance*. This advanced waterborne formula enriches the look of natural wood grain and protects against damaging UV rays from the sun.

Homeowners and contractors appreciate just how easy it is to apply with an airless sprayer or brush. Remember – not all waterborne stains are created equal. Get a free sample of *Lifeline Ultra-2* and see for yourself.

- Unparalleled UV protection
- Lowest maintenance of any exterior finish
- Breathable film allows unseasoned logs to dry out
- High coverage rates
- Superior color retention
- Comes with a **3-5 year limited warranty**
- Environmentally friendly
- Custom colors available



Color in this photo closely represents Lifeline Ultra-2 Stone Gray.

Surface Preparation:

Must be applied to clean, dry surface.

Application Rates:

1st coat - 350-450 sq.ft. per gallon depending on the porosity of the wood.

2nd coat - 600-800 sq.ft. per gallon.

Surface Temperature:

40° F to 90° F

Application Methods:

Airless sprayer with back-brushing to ensure even coverage OR all by brush. Stir before and frequently during application.

of Coats:

Two-coat application. Topcoat with Lifeline Advance Gloss/Satin Clear Topcoat.

Drying Time:

Dry to the touch in 2 to 4 hours. Cures in 72 hours.

Clean up:

Soap and water.

Packaging:

1-gallon container. 5-gallon pail. Samples available.

Storage/Shelf Life:

Freeze/thaw stable. 3 years.



Application techniques, wood species and other factors will affect the actual color when finished. We supply free samples for evaluation on your specific wood.

Wood Stain and Finishes

Exterior



HEARTHSTONE HOMES

Color in this photo closely represents Lifeline Exterior Driftwood. Actual results will vary. Contact Perma-Chink Systems for samples.

Wood Stain and Finishes

Exterior

Lifeline Exterior™

Our Value Priced Exterior Wall Stain

Our original exterior wall formula has been updated and improved for over 20 years. *Lifeline Exterior* forms a thin film on the log surface, providing optimal protection..

Its breathability and flexibility allows logs to go through seasonal expansion and contraction while drying out to their core. Apply a clear topcoat of *Lifeline Advance* to maximize durability and minimize maintenance cost and labor.

- Clear topcoat with *Lifeline Advance* to complete the system
- Excellent UV protection
- Easy application and maintenance
- Breathable film allows logs to dry out
- High coverage rates
- Long-lasting color retention
- Dries fast to allow two-coat application the same day
- Environmentally friendly
- Custom colors available

Surface Preparation:

Must be applied to clean, dry surface.

Application Rates:

1st coat - 350-450 sq.ft. per gallon depending upon the porosity of the wood.

2nd coat - 600-800 sq.ft. per gallon.

Surface Temperature:

40° F to 90° F

Application Methods:

Airless sprayer with back-brushing to ensure even coverage OR all by brush. Stir before and frequently during application.

of Coats:

Two coats application.
Topcoat with Lifeline Advance Gloss/Satin Clear Topcoat.

Drying Time:

Dry to the touch in 2 to 4 hours.
Cures in 72 hours.

Clean up:

Soap and water.

Packaging:


1-gallon container.
5-gallon pail.
Samples available.

Storage/Shelf Life:

Freeze/thaw stable.
3 years.



Color in this photo closely represents Lifeline Exterior Dark Honey. Actual results will vary.



Butternut #154



Dark Honey #122



Dark Natural #130



Hazelnut #170




Cinnamon #174



Bronze #175



Walnut #165



Driftwood #161



Stone Gray #163



Gentry Gray #142

Application techniques, wood species and other factors will affect the actual color when finished. We supply free samples for evaluation on your specific wood.



Wood Stain and Finishes

Exterior & Interior



GOLDEN EAGLE LOG HOMES

Color in this photo closely represents Lifeline Accents Black Walnut. Actual results will vary. Contact Perma-Chink Systems for samples.

Wood Stain and Finishes

Exterior & Interior

Lifeline Accents™

Inspired Collection of Transparent Stains for Interiors and Exteriors

Lifeline Accents is our exceptional two-coat color finish developed to make your home look fashionable. *Lifeline Accents* was influenced by global trends which encouraged us to provide our customers with exciting new colors and style.

The exceptional colors create a wonderful accent for your wood trim, interior and exterior walls, millwork, timber, furniture and other wood elements of your home.



Color in this photo closely represents Lifeline Interior Butternut.


- High coverage rate
- Clear topcoat with *Lifeline Advance* to complete the system for exterior and *Lifeline Acrylic Gloss/Satin* or *Sure Shine Gloss/Satin* for interior
- Excellent UV protection
- Low maintenance
- Long-lasting color retention
- Custom colors available




Pickled White #762



Evergreen #770




Spruce #766



Midnight #714



Espresso #746



Jade #774



Fern #782



Azure #718



Bordeaux #738



Black Walnut #742



Garnet #726



Cinnabar #730



Barn Red #734



Newport #722



Sand #754



Umber #758



Forest #778



Charcoal #750

Surface Preparation:

Must be applied to clean, dry surface.

Application Rates:

1st coat - 350-450 sq. ft. per gallon depending on the porosity of the wood.

2nd coat - 600-800 sq. ft. per gallon.

Surface Temperature:

40° F to 90° F

Application Methods:

Airless sprayer with back-brushing to ensure even coverage OR all by brush. Stir before and frequently during application.

of Coats:

For Exterior

Two-coat application. Topcoat with Lifeline Advance Gloss or Satin Clear Topcoat.

For Interior

One or two coat application. Topcoat with Lifeline Acrylic Gloss/Satin Clear Topcoat or Sure Shine Gloss/Satin.

Drying Time:

Dry to the touch in 2 to 4 hours. Cures in 72 hours.

Clean up:

Soap and water.

Packaging:

1-gallon container. Samples available.

Storage/Shelf Life:

Freeze/thaw stable. 3 years.



Application techniques, wood species and other factors will affect the actual color when finished. We supply free samples for evaluation on your specific wood.

Wood Stain and Finishes

Exterior



SATTERWHITE LOG HOMES

Color in this photo closely represents Lifeline Ultra-2 Hazelnut. Actual results will vary. Contact Perma-Chink Systems for samples.

Wood Stain and Finishes

Exterior

Log End Seal™

Protect Exposed End-Grain from the Elements

Surface Preparation:

Must be applied to clean, dry surface.
Sand log ends before applying Lifeline stain.

Application Rates:

30 to 40 sq.ft. per gallon. One gallon will coat approx. 180 six inch diameter log ends or 100 eight inch diameter log ends.

Surface Temperature:

40 ° F to 90 ° F

Application Methods:

Paint pad or sponge.
Short bristled brush.

of Coats:

One coat application.

Drying Time:

Dry to the touch in 2 to 4 hours.

Clean up:

Soap and water.

Packaging:

1-gallon container.

Storage/Shelf Life:

DO NOT FREEZE!

3 years.

The end-grain of wood is particularly vulnerable to sun, rain, snow and ice, which can lead to excessive cracks and checks. End-grain can also act like tiny straws, drawing excessive moisture into the wood. *Log End Seal* provides a durable, water-repellent barrier against these problems before they begin.



Goes on white and dries clear



Prelude™

A Clear Primer for Porous Wood Surfaces

One coat of *Prelude* clear wood primer seals porous or rough wood surfaces. *Prelude* is highly recommended following the use of blast media to remove old finishes because this process opens the wood pores. This removal can create a challenge for getting an even finish color while staining.

Prelude provides the foundation to restore consistent color and a uniform finished appearance with *Lifeline* stains. *Prelude* clear wood primer contains *UV Boost* for additional UV protection. *Prelude* is a primer and should never be used as a final finish.



Not sealed with Prelude

Sealed with Prelude

Surface Preparation:

Must be applied to clean, dry surface.

Application Rates:

200 to 400 sq.ft. per gallon depending on the porosity of the wood.

Surface Temperature:

40 ° F to 90 ° F

Application Methods:

Airless sprayer with back-brushing to ensure even coverage OR all by brush. Stir before and frequently during application.

of Coats:

One coat application.

Drying Time:

Dry to the touch in 2 to 4 hours.
Cures in 72 hours.

Clean up:

Soap and water.

Packaging:

1-gallon container.
5-gallon pail.
Samples available.

Storage/Shelf Life:

Freeze/thaw stable.
3 years.



UV Boost™

Additional Protection for High Sun Exposure Areas

The addition of *UV Boost* to the first coat of *Lifeline Exterior*, *Lifeline Accents*, *Lifeline Interior* imparts additional protection against fading and graying. It is especially useful in interior finishes to reduce the “picture frame” effect on walls and carpeted floors. Since *UV Boost* must be in contact with bare wood for it to be effective, it only needs to be added to the first coat of finish.

Note: *Lifeline Ultra-2*, *Lifeline Ultra-7* and *Prelude* already contain *UV Boost*.

**Container Sizes**

For adding to one gallon or five gallons of finish.

Wood Stain and Finishes

Exterior

Why Use *Lifeline*™ Stain and Clear Topcoats?

The Systems Approach to Log Home Care

Appearance

Lifeline stain highlights the grain and texture of your wood. *Lifeline* clear topcoats add depth to the surface and offer you a choice of just how much gloss you would like on the finish. Your house looks as good as a fine piece of furniture.

Longevity

Perma-Chink Systems has tested over 60 different finishes from more than 20 manufacturers. *Lifeline Ultra-2* with *Lifeline Advance* clear topcoat has outlasted every one of those finishes in side-by-side comparisons on test walls. Our formulations use components that are individually specialized for their function. Among many other differences, our clear-coats are not just clear *Lifeline*; they are a completely different formulation that performs better than a simple clear version of the color coat.



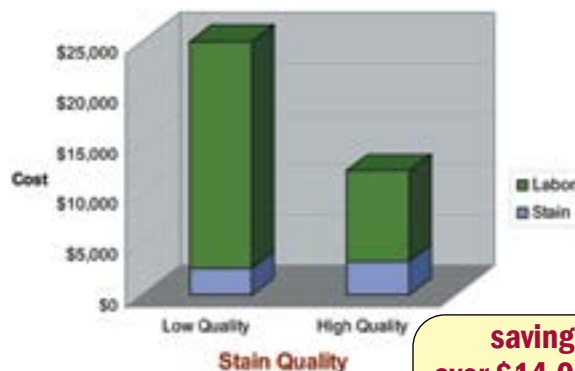
<https://www.permachink.com/blog/money-matters-why-a-high-quality-wood-finish-saves-money-and-time>

Value

No other stain gives you more for your money. All *Lifeline* finishes are formulated to provide maximum coverage to lower your cost for the job as compared to common stains that require much more material for your job. Remember to compare coverage rates to make an accurate comparison for your material costs.

Greatest Value for Your Money

Cost Over 10-Year Period



**savings
over \$14,000!!!**

Do the math and get the greatest value for your time!

It is no surprise that high-quality products from Perma-Chink Systems' extensive collection of exterior stains and finishes will result in spending less time and money protecting and maintaining your log home over the years.

Environment

Lifeline has always been formulated to be gentle on the environment. It is water-based, extremely low VOC and exhibits low odor during drying. After it is dry, it has no odor, so it is demanded by many of our customers who have chemical sensitivities. Your tools clean up with just soap and water. It just cannot get any easier.

"I have been very impressed with how well your product has preserved my home for nearly three decades." Greg D. from Oregon.

Wood Stain and Finishes

Exterior

Lifeline Advance™

Gloss/Satin

Clear Topcoat - the Second Component of Our Exterior Finish System



Satin

Gloss

Lifeline Advance works just like the clear-coat on your car to protect the color coat underneath. It extends the life of the finish system while adding depth and highlights to the appearance. It makes your exterior walls easier to keep clean.

Lifeline Advance has the right permeability to keep the film breathable while repelling water. *Lifeline Advance* is the second component in our exterior wall finish system that includes a limited warranty when used with *Lifeline Ultra-2* or *Lifeline Ultra-7*.

- Simplifies and reduces maintenance of your exterior finish
- Significantly extends the life of the finish system
- Adds depth and luster to appearance
- Extremely high coverage
- Breathable to allow logs to dry out
- Environmentally friendly

- Only for use over *Lifeline Ultra-2*, *Lifeline Ultra-7*, *Lifeline Exterior* or *Lifeline Accents*



Pinhoti Peak is a Showhouse designed by Chip Wade of Wade Works Creative
For more information visit <https://pinhotipeak.com/permachink/>

Surface Preparation:
Must be applied to clean, dry surface.

Application Rates:
500-700 sq.ft. per gallon for rough surfaces.
600-800 sq.ft. per gallon for smooth surfaces.

Surface Temperature:
40° F to 90° F

Application Methods:
Airless sprayer with back-brushing to ensure even coverage OR all by brush. Stir before and frequently during application.

of Coats:
One coat application over LIFELINE stain.

Drying Time:
Dry to the touch in 2 to 4 hours.
Cures in 72 hours.

Clean up:
Soap and water.

Packaging:
1-gallon container.
5-gallon pail.
Samples available.

Storage/Shelf Life:
Freeze/thaw stable.
3 years.

MILDEW-X™

Add an extra measure of protection against surface mold by adding *Mildew-X* to the clear topcoat.



Color in this photo closely represents Lifeline Ultra-7 Cedar.



Wood Stain and Finishes

Exterior



SATTERWHITE LOG HOMES

Color in this photo closely represents Deck Defense Weathered Gray. Actual results will vary. Contact Perma-Chink Systems for samples.

Wood Stain and Finishes

Exterior

Deck Defense™

Exterior Deck Finish

Deck Defense has been reengineered with a new formula for better performance, longer life, and easier application. Although it is a totally waterborne product, it has penetrating properties like oil finishes, but unlike oil-based products, it hardens into a lattice, supporting and strengthening the natural cellulosic fibers to protect from the inside out - not just on the surface. Homeowners can feel secure in the knowledge that their investment is protected from the damaging effects of wind, sun and water.

Normal maintenance has also been made easier, as there will be no need to strip off the old *Deck Defense* prior to re-application, as it will not flake or peel when properly applied. Just clean the surface to remove any dirt or contaminants, allow the deck to fully dry, then apply your maintenance coat.

- Excellent weather resistance
- Excellent color retention
- Allows texture and grain to show
- Low odor and VOC
- Contains trans-oxide pigment
- Easy application
- Easy soap and water clean-up
- Complementary *Lifeline* colors and custom colors available



Color in this photo closely represents Deck Defense Redwood.



Harvest Wheat #1920



Redwood #1940




Weathered Gray #1960



Honey Maple #1930



Hickory #1950



Gentry Gray #1942



Barn Gray #1972

Application techniques, wood species and other factors will affect the actual color when finished. We supply free samples for evaluation on your specific wood.

Surface Preparation:
Must be applied to clean, dry surface.

Application Rates:
Approximately 175-250 sq.ft. per gallon depending on the porosity of the wood. Please refer to product label for application instructions.

Surface Temperature:
40° F to 95° F

Application Methods:
Airless sprayer.
Pump up sprayer.
Brush.
Roller.
Pads.
Back-brushing required to ensure even coverage. Stir before and frequently during application.

of Coats:
Up to two coats (refer to label for specific directions for two coat application).

Drying Time:
Dry to the touch in 15 minutes.
Tack free in 30 minutes.

Clean up:
Soap and water.

Packaging:
1-gallon container.
5-gallon pail.
Samples available.

Storage/Shelf Life:
Freeze/thaw stable.
1 year.



Wood Stain and Finishes

Exterior



SATTERWHITE LOG HOMES

Color in this photo closely represents Log and Timber Defense Saddle Brown. Actual results will vary. Contact Perma-Chink Systems for samples.

Wood Stain and Finishes

Exterior

Log & Timber Defense™

Wood Stain and Sealant in One

A unique exterior finish that keeps rough wood sealed and enhances its natural rustic beauty. Ideal for wood siding and trim, timber frame, beams, board and batten, rough cut cedar, and more.

Log & Timber Defense penetrates into the wood like an oil coating, but unlike oils, it hardens into a lattice, supporting and strengthening the natural wood fibers to protect the wood from the inside out.

- Specifically formulated to inhibit the growth of mold and mildew on the penetrating lattice
- Allows texture and grain to show through
- Superior trans-oxide pigments provide longest-lasting beauty
- Low odor and VOC
- Outstanding adhesion and durability
- No peeling or flaking
- Not flammable
- Easy soap and water clean-up
- Environmentally friendly
- User-friendly
- Custom colors available



Color in this photo closely represents Log & Timber Defense Saffron.

Ideal for sprucing up existing homes with oil finishes or for new construction.



Saffron #215



Buckskin #230



Cimarron #274



Russet #266



Saddle Brown #235



Mesquite #250



Sable #265



Smoky Sky #263

Application techniques, wood species and other factors will affect the actual color when finished. We supply free samples for evaluation on your specific wood.



Silver Mist #262



Slate #242

Surface Preparation:
Must be applied to clean, dry surface.

Application Rates:
Approximately 175-250 sq.ft. per gallon depending on the porosity of the wood. Please refer to product label for application instructions.

Surface Temperature:
40° F to 95° F

Application Methods:
Airless sprayer.
Pump up sprayer.
Brush.
Roller.
Pads.
Back-brushing required to ensure even coverage. Stir before and frequently during application.

of Coats:
Up to two coats (refer to label for specific directions for two coat application).

Drying Time:
Dry to the touch in 15 minutes.
Tack free in 30 minutes.

Clean up:
Soap and water.

Packaging:
1-gallon container.
5-gallon pail.
Samples available.

Storage/Shelf Life:
Freeze/thaw stable.
1 year.



1-800-548-3554

www.permachink.com


Wood Stain and Finishes

Interior



Lifeline Interior enhances the beauty of all your interior wood and protects against household odors. *Lifeline Interior* can be used as a color coat or sealing coat on walls when you want to apply an interior clear coat for additional protection or luster. Interior finishes make log walls easy to clean.

To reduce the “picture frame effect” in sun-exposed locations, add *UV Boost* to the first coat of *Lifeline Interior*.



Color in this photo closely represents Lifeline Interior Pickled White and Lifeline Accents Black Walnut.

Lifeline Interior will not yellow. You can apply multiple coats to develop the color and film thickness that you desire. *Lifeline Interior* is completely compatible with our other interior finish options.

Lifeline Interior breathes to allow trapped moisture to evaporate from logs.

- Long-lasting interior color coat
- Transparent color choices
- Easy application and maintenance
- High coverage rates
- Fast drying
- Very low VOC formula
- Compatible with all *Perma-Chink Systems* wood care products

Wood Stain and Finishes

Interior

Lifeline Interior™

Interior Stain for Walls, Ceilings and Other Surfaces



Surface Preparation:

Must be applied to clean, dry surface.

Application Rates:

1st coat - 350-450 sq.ft. per gallon depending on the porosity of the wood.

2nd coat - 600-800 sq.ft. per gallon.

Application Temperature:

40° F to 90° F

Application Methods:

Airless sprayer with back-brushing to ensure even coverage OR all by brush. Stir before and frequently during application.

of Coats:

One or more coats depending on the desired color. Stir container every 15 minutes. Backbrush and maintain a wet edge. Topcoat with Lifeline Acrylic Clear Topcoat or Sure Shine.

Drying Time:

Dry to the touch in 1 to 4 hours. Cures in 72 hours.

Clean up:

Soap and water.

Packaging:


1-gallon container.
5-gallon pail.
Samples available.

Storage/Shelf Life:

Freeze/thaw stable.
3 years.



Clear #110



Butternut #154



Hazelnut #170



Cinnamon #174



Light Honey #112



Dark Honey #122



Driftwood #161




Walnut #165




Light Natural #120



Dark Natural #130



Stone Gray #163



Gentry Gray #142



Pickled White #150



Seagull #152

Custom Colors Available

Application techniques, wood species and other factors will affect the actual color when finished. We supply free samples for evaluation on your specific wood.



Wood Stain and Finishes

Interior



HONEST ABE LOG HOMES

Color in this photo closely represents Lifeline Interior Pickled White and Lifeline Accents Black Walnut. Actual results will vary.


Wood Stain and Finishes

Interior

Lifeline Acrylic™

Gloss/Satin

Clear Topcoat for Interior Millwork and Walls



Satin

Gloss

Lifeline Acrylic is a furniture grade clear coat for interior use. *Lifeline Acrylic* forms an attractive and durable protective film that adds depth to the finish and makes cleaning wood surfaces a breeze. It can be applied over *Lifeline Interior*, *Lifeline Accents*, *Prelude* or directly onto bare wood.

- Excellent for interior walls, cabinets, paneling, timbers and wood trim
- Highlights the beauty of stained or bare wood
- Protects stain and sealants from abrasion and wear
- Resists yellowing



Hearthstone Homes

Color in this photo closely represents Lifeline Interior Light Natural.

- Easy application
- High coverage rates
- Fast drying
- Very low VOC formula
- Compatible with all *Perma-Chink Systems* wood care products
- Environmentally friendly
- Free samples

PURDY®,
WOOSTER®,
STAINER®
Brushes



Surface Preparation:

Must be applied to clean, dry surface.

Application Rates:

1st coat - 350-450 sq.ft. per gallon on bare wood depending on the porosity of the wood.

2nd coat - 600-800 sq.ft. per gallon on finished wood.

3rd coat - 700-900 sq.ft. per gallon on subsequent coats.

Surface Temperature:

40° F to 90° F

Application Methods:

Airless sprayer with back-brushing to ensure even coverage OR all by brush. Stir before and frequently during application.

of Coats:

One to multiple coats depending on desired film thickness.

Drying Time:

Dry to the touch in 2 to 4 hours. Cures in 72 hours.

Clean up:

Soap and water.

Packaging:

1-gallon container.
5-gallon pail.
Samples available.

Storage/Shelf Life:

Freeze/thaw stable.
3 years.



Satterwhite Log Homes

Color in this photo closely represents Lifeline Interior Light Honey.



1-800-548-3554

www.permachink.com



Wood Stain and Finishes

Interior



SATTERWHITE LOG HOMES

Color in this photo closely represents Lifeline Interior Light Natural. Actual results will vary. Contact Perma-Chink Systems for samples.

Wood Stain and Finishes

Interior

Sure Shine™

Gloss/Satin

Premium Waterborne Polyurethane-Acrylic Finish

Sure Shine is our most durable indoor clear wood finish. It is suitable for all your wood floors and any other interior surface where you want a lustrous or deep-shine finish.

If you want a clear diamond-like finish using fewer coats, *Sure Shine* premium finish is the one to use!

- High coverage rates
- Fast drying, easy to apply
- Resists scuffing and abrasion
- Very low VOC formula
- Compatible with all *Perma-Chink Systems* wood care products
- Environmentally friendly
- Free samples



Satterwhite Log Homes

Color in this photo closely represents Lifeline Interior Light Natural.



Strongwood Log Homes

Color in this photo closely represents Lifeline Interior Light Honey.



Color in this photo closely represents Lifeline Interior Dark Natural.

Surface Preparation:

Must be applied to clean, dry surface.

Application Rates:

1st coat - 350-450 sq.ft. per gallon on bare wood depending on the porosity of the wood.
2nd coat - 600-800 sq.ft. per gallon on finished wood.
3rd coat - 700-900 sq.ft. per gallon on subsequent coats.

Surface Temperature:

40° F to 90° F

Application Methods:

Airless sprayer with back-brushing to ensure even coverage, paint pad OR all by brush. Stir before and frequently during application.

of Coats:

One to multiple coats depending on desired film thickness. Sand between each coat once cured.

Clean up:

Soap and water.

Drying Time:

Dry to the touch in 2 to 4 hours.
Cures in 72 hours.
For flooring application please refer to the label.

Packaging:

1-gallon container.
5-gallon pail.
Samples available.

Storage/Shelf Life:

Freeze/thaw stable.
3 years.



Chinking and Specialty Sealants

Interior & Exterior

Sealants Overview



Color in this photo closely represents Lifeline Ultra-2 Dark Natural and White chinking.

Permanently Seal and Protect Your Log or Timber Home

“Chinking” is a term descended from Old English to describe the sealing of gaps and joinery around the interior and exterior of your home. These gaps can allow air and water infiltration and must be properly sealed. A major benefit of a well-sealed home is much better energy efficiency and comfort.

Accept No Substitutes

In 1981 we invented synthetic Chinking as a permanent solution for sealing and protecting your home. Today, as thousands of satisfied customers can attest, there simply is no substitute for Sealant Systems manufactured by *Perma-Chink Systems*.

Versatile Sealant Systems

We have developed ideal solutions for sealing gaps in and around your custom home. *Perma-Chink* will seal wide gaps and is textured to simulate mortar. *Energy Seal* is ideal for sealing narrow gaps and is formulated to blend in with the surrounding finish system.

Highest-Quality Ingredients

All of our sealants are specially formulated with premium acrylic latex. We never skimp on quality, which is why our sealants consistently outperform all competitive products.

Protecting your Dream Home

Air and water infiltration are a threat to your greatest asset – your natural wood home. You will appreciate the peace of mind that can only come from using our Sealant Systems.

Virtually Maintenance-Free

We have single-handedly reduced the cost and effort of maintaining your natural wood home. You can look forward to decades of performance from all of our quality sealants.



Color in this photo closely represents Lifeline Interior Dark Natural and Tan chinking.

Backed by a 10-year Warranty

We are so confident in our *Perma-Chink* sealant that we back it with a full 10-year warranty. Properly installed *Perma-Chink* will not tear and or delaminate from the surrounding wood for decades to come.

Our Sealant Systems used with our Exterior Finish Systems, offer the lowest maintenance solution to beautify and protect your log or timber home. Contact a *Perma-Chink Systems* product support specialist today for color samples and application guidelines.

Chinking and Specialty Sealants

Interior & Exterior

Energy Seal™

Specialty Sealant for Log Homes

Energy Seal is specially formulated for sealing narrow gaps in log home joinery such as butt joints, window trim, door trim and corners.

It is lightly textured to match wood surfaces for applications where you would like the sealant to be invisible. *Energy Seal* accepts stain colors and blends into the surface of wood joinery.

- Highly elastic
- For use in gaps up to 1 inch wide
- Maintenance free
- Very low VOC formula
- Soap and water cleanup
- Compatible with all *Perma-Chink Systems* wood care products



Color in this photo closely represents Lifeline Ultra-2 Cedar.

Energy Seal Coverage Rates

To be applied 3/8" thickness			
Width of gap	Feet per 11-oz. tube	Feet per 30-oz. tube	Feet per Pail
1/2"	16'	48'	975'
3/4"	11'	32'	650'
1"	8'	24'	490'




White #507



Natural Pine #520



Sierra Brown #505



Slate Gray #542



Desert Tan #519



Golden Honey #545



Cedar #530



Dark Natural #550



Classic Brown #523



Adobe #555



Walnut #565



Earthtone #560

Color representations are as close as possible to actual colors. Application techniques and other factors will affect the actual color when finished. We supply samples for evaluation on your specific wood.

Surface Preparation:

Must be clean and dry and free of oils and wax. Use Backer Rod wherever possible.

Application Rates:

See coverage rate table.

Surface Temperature:

40 ° F to 90 ° F

Application Methods:

Chink Pump.
Bulk loading gun.
Caulk gun.
Application bag.

of Coats:

Apply at 3/8" thickness. Do not apply in direct, hot sunlight.

Drying Time:

Skins over in 20 minutes.
Complete curing may take 3 to 8 weeks depending on temperatures and humidity.

Clean up:

Soap and water.

Packaging:

11 oz. tubes.
30 oz. tubes.
5 gallon pail.

Storage/Shelf Life:

Freeze/thaw stable.
3 years.



Chinking and Specialty Sealants

Interior & Exterior

Perma-Chink®

Introducing the **ONE-and-ONLY** Chinking You Need to Know!

Advanced Formula

Molecular breakthrough technology created a **Blister Proof, NO-Slump chinking** that provides superior adhesion and elongation. It is also heat and age resistant, yet highly workable for ease of application.

Perma-Chink was the first synthetic chinking produced in 1981. There have been many significant changes made in formulations to improve adhesion, flexibility, and longevity.

For the past two years Perma-Chink Systems intensively researched and tested adhesion, elongation, workability, heat resistance and process stability of *Perma-Chink* chinking. These extensive studies concluded successfully when our chemists were able to incorporate molecular breakthrough technology to create a **Blister Proof, NO-slump chinking**.



The RHEOLOGY of *Perma-Chink*

Theoretical aspects of rheology are the relation of the flow/deformation behavior of material and its internal structure. The rheology additives in *Perma-Chink* help ensure that the polymer properties meet specifications for the end use (texture, product film properties) and product quality.

Rheological properties of *Perma-Chink*:

Greatly improved low shear (as in standing after application) results in high viscosity to prevent slumping. High shear (as in pumping) decreases viscosity to make the product easier to apply and tool.

Today's Perma-Chink offers excellent qualities in all areas to meet the needs of the industry.

- Highly Elastic - Stretches to accommodate log movement
- Great Viscosity - Tools easy in low and high temperatures
- Will not Slump - Applied film stability
- Blister Proof - Excellent heat resistance
- Great Adhesion - Resists separation from logs
- Low VOC - Environmentally friendly
- Freeze/Thaw Stable
- Beautiful Color Palette - Matches shades and hues of today's finishes

Slump Test Result for *Perma-Chink*®



Slump Test Result for Other Brand



Blister Test Result for *Perma-Chink*®



Blister Test Result for Other Brand



*Substrate conditions such as substrate outgassing, volatiles in the wood and backing materials can contribute to formation of blisters.

Chinking and Specialty Sealants

Interior & Exterior

Perma-Chink®

The Original Flexible Chinking for Log Homes

Perma-Chink log home sealant, our founding product, remains the product for which we are known; however, through the years we have developed a complete system of compatible products for log home care and maintenance.

Perma-Chink looks like traditional mortar. It stretches, compresses, and tightly adheres to the wood surface to make your log walls weather tight, while enhancing the finished look of your home. *Perma-Chink* is still the easiest and most reliable chinking to apply to your log home.



- Highly elastic
- Use for interior and exterior sealing
- Seals gaps 1 inch or wider
- Maintenance free
- Very low VOC formula
- 10-year warranty
- Compatible with all *Perma-Chink Systems* wood care products

Perma-Chink Coverage Rates

Gap Width Linear Feet per Pail
To be applied 3/8" thickness

1/2"	Use Energy Seal
3/4"	Use Energy Seal
1"	385'
1-1/2"	256'
2"	192'
2-1/2"	154'
3"	127'
3-1/2"	110'
4"	96'
4-1/2"	85'
5"	76'
6"	63.5'

1 Pail = approximately fifty-five 11 oz. tubes

1 Pail = approximately twenty 30 oz. tubes




White #207



Stone #211



Light Gray #212



Medium Gray #224



Sandstone #215



Beige #216



Tan #219



Brown #223

Color representations are as close as possible to actual colors. Application techniques and other factors will affect the actual color when finished. We supply samples for evaluation.

Surface Preparation:

Must be clean and dry and free of oils and wax. Proper backing materials and/or bond breaker must be used.

Application Rates:

See coverage rate table.

Surface Temperature:

40 ° F to 90 ° F

Application Methods:

Chink Pump.
Bulk loading gun.
Caulk gun.
Application bag.

of Coats:

Apply at 3/8" thickness. Do not apply in direct, hot sunlight.

Drying Time:

Skins over in 20 minutes.
Complete curing may take 3 to 8 weeks depending on temperature and humidity.

Clean up:

Soap and water.

Packaging:

11 oz. tubes.
30 oz. tubes.
5-gallon pail.

Storage/Shelf Life:

Freeze/thaw stable.
3 years.



Chinking and Specialty Sealants

Interior & Exterior



STONEMILL LOG & TIMBER HOMES

Color in this photo closely represents Lifeline Ultra-2 Gentry Gray and Light Gray chinking. Actual results will vary. Contact Perma-Chink Systems for samples.

Chinking and Specialty Sealants

Interior & Exterior

Chink-Paint™

Change or Renew the Color of Your Chinking

Chink-Paint is a high-quality latex paint that is textured to look like *Perma-Chink* log home sealant. *Chink-Paint* can be used to renew or completely change the color of existing chinking. On cosmetic chink joints less than ¼ inch deep *Chink-Paint* can be used to give the home a traditional chinking look. *Chink-Paint* is available in the same eight colors as *Perma-Chink* log home sealant, see page 29.

Surface Preparation:
Surface of wood or existing chinking must be clean and dry.

Application Rates:
100 sq.ft. per gallon.

Surface Temperature:
40° F to 90° F

Application Methods:
Short bristled brush.

of Coats:
One coat.

Drying Time:
1 hour.

Clean up:
Soap and water.

Packaging:
1-gallon pail.
5-gallon pail.

Storage/Shelf Life:
DO NOT FREEZE!
3 years.



Linear Feet per Gallon

- 2" joint - 600 feet
- 3" joint - 400 feet
- 4" joint - 300 feet

Chink-Paint™ Smooth

Change or Renew the Color of Your Chinking

Chink-Paint Smooth is a highly elastomeric, non-textured, pure acrylic latex paint for renewing or changing the color of chinking. The elasticity of *Chink-Paint Smooth* enables it to expand and contract with the sealant without cracking or peeling.

This material makes it easy to complete the “facelift” process for your log home. *Chink-Paint Smooth* is ideal to use on your chink lines following a wood finish restoration. Simply wait for the stain to dry and apply a coat of *Chink-Paint Smooth*. Available in eight *Perma-Chink* colors, see page 29.

Surface Preparation:
Surface of wood or existing chinking must be clean and dry.

Application Rates:
100 sq.ft. per gallon.

Surface Temperature:
40° F to 90° F

Application Methods:
Short bristled brush.

of Coats:
One coat.

Drying Time:
1-2 hours.

Clean up:
Soap and water.

Packaging:
1-gallon pail.
5-gallon pail.

Storage/Shelf Life:
DO NOT FREEZE!
3 years.



Linear Feet per Gallon

- 2" joint - 600 feet
- 3" joint - 400 feet
- 4" joint - 300 feet



Color in this photo closely represents Lifeline Ultra-2 Dark Natural and Sandstone chinking paint.

Chinking and Specialty Sealants

Interior & Exterior



Color in this photo closely represents Lifeline Interior Hazelnut and Stone chinking. Actual results will vary. Contact Perma-Chink Systems for samples.

Chinking and Specialty Sealants

Interior & Exterior

Check Mate 2®

Seals Cracks and Checks in Logs

Protect your logs from water infiltration by sealing upward facing checks and cracks that can develop along log surfaces.

Check Mate 2 is specially formulated to complement the colors of our *Lifeline* finishes.



Clear #1100



Yellow Brown #1500



Golden Brown #1700



Dark Brown #1400



Copper Brown #1600




Medium Brown #1300



Walnut Brown #1800

Color representations are as close as possible to actual colors. Application techniques and other factors will affect the actual color when finished. We supply samples for evaluation on your specific wood.



Clean up:
Soap and water.

Packaging:
11 oz. tubes.

Storage/Shelf Life:
Freeze/thaw stable.
1 year.

Surface Preparation:

Surface of checks must be clean and dry and free from any oils or wax. Use Backer Rod wherever possible.

Application Rates:

One 11 oz. tube will seal 16 feet of 1/2 inch wide or 32 feet of 1/4 inch wide checks.

Surface Temperature:
40° F to 90° F

Application Methods:
Caulk gun.

of Coats:

Apply at 3/8" thickness. Do not apply in direct, hot sunlight.

Drying Time:

Skins over in 1 hour. Complete curing may take several days depending on temperatures and humidity.

Application Tools

The *Albion* bulk loading caulking gun is our most popular tool for applying *Perma-Chink* or *Energy Seal*.



The *Follow Plate* makes bulk loading much easier and cleaner with 5-gallon pails.

We stock a wide selection of quality trowels and spatulas used for tooling *Perma-Chink*, *Energy Seal*, *Check Mate 2* and *Woodsmen*.

Available Sizes:

Straight Spatulas

Blade Width and Length:

2" x 14"
1-1/2" x 10"
1-1/4" x 8"
1-1/4" x 6"
3/4" x 4"

Bent Spatulas

Blade Width and Length:

1-1/2" x 10"
1-1/4" x 8"
3/4" x 5" (tapered)
3/4" x 4 1/2"

Bent Trowels

Blade Width:

4"
3"
2"
1-1/2"
1-1/4"



Chinking and Specialty Sealants

Interior & Exterior

Woodsman™

A Smooth Surfaced Log and Timber Home Sealant

Woodsman is a high performance, elastic sealant for general use around your house. It can be used during construction between logs, in butt-joints, around windows and doors, woodwork, eaves, soffits, vents, and expansion joints. *Woodsman* cures to form a highly stretchable seal that is UV resistant, water-tight and air-tight. It is durable and available in a variety of colors.

Woodsman tightly adheres to all materials, including wood, metal, concrete, brick, masonry, porcelain, tile, marble, glass and plastics; and stretches to maintain a tight seal. Use *Woodsman* anywhere, on any surface, in place of ordinary caulk for superior results.

Surface Preparation:

Must be clean and dry and free of oils and wax. Use Backer Rod wherever possible.

Application Rates:

See coverage rate table.

Surface Temperature:

40° F to 90° F

Application Methods:

Caulk gun.

of Coats:

Apply at 3/8" thickness. Do not apply in direct, hot sunlight.

Drying Time:

Skins over in 20 minutes. Complete curing may take 3 to 8 weeks depending on temperatures and humidity.

Clean up:

Soap and water.

Packaging:

11 oz. tubes.
30 oz. tubes.

Storage/Shelf Life:

Freeze/thaw stable.
3 years.



Pine #615



Honey #625



Tan #635



Cedartone #645



Brown #655



Gray #665

Woodsman Coverage Rates

Diameter of Bead	feet per	
	11-oz. tube	30-oz. tube
1/4"	32'	92'
3/8"	14'	41'
1/2"	8'	23'

Log Home Gasket Tape

- Closed-cell, medium density PVC foam
- Pressure sensitive adhesive
- Maintains a uniform seal between logs
- Pliable between -5° F and 170° F

Sizes

3/8 inch, roll of 25 feet (40 rolls/case)

1/2 inch, roll of 25 feet (30 rolls/case)

1 inch, roll of 25 feet (15 rolls/case)



Chinking and Specialty Sealants

Interior & Exterior

Grip Strip™

Backing Materials and Bond Breakers

Grip Strip is a chemically inert closed-cell polyethylene that is shaped to fit between log courses to form a flat surface for the application of *Perma-Chink* or *Energy Seal*. This makes it easier to maintain a consistent thickness of sealant across the seam, reducing the amount of sealant required and improving the sealant's performance.

Advantages of Using *Grip Strip*

- It provides a firm chinking or caulking surface
- Its shape and texture allow it to be easily installed without using staples, nails or glue
- It repels water. (Most open cell products absorb water)
- It is compatible with all commonly available synthetic chinking
- It helps prevent blistering of chinking surfaces
- It provides extra insulation against heat loss



Width Sizes

3/4 inch	1200'	per Case
1 inch	960'	per Case
1-1/4 inches	600'	per Case
1-1/2 inches	460'	per Case
2 inches	360'	per Case
3 inches	200'	per Case
4 inches	144'	per Case
5 inches	120'	per Case
6 inches	96'	per Case

Backer Rod™

Backing Materials and Bond Breakers

Backer Rod is an extruded closed-cell polyethylene rod that is used in cracks, checks, and gaps before filling them with sealants such as *Perma-Chink*, *Energy Seal* and *Check Mate 2*. Caulk joints should not be more than 3/8" thick and *Backer Rod* provides a way to fill a deep crevice or gap while maintaining the proper sealant thickness for maximum performance.

Backer Rod should also be used in checks over 1/4" wide before applying *Check Mate 2*.



- Closed cell polyethylene
- Will not absorb water
- Heat and cold stable
- Should be used to ensure proper thickness of sealants including *Perma-Chink*, *Energy Seal* and *Check Mate 2*

Width Sizes

1/4 inch	6400'	per Case
3/8 inch	3600'	per Case
1/2 inch	2500'	per Case
3/4 inch	1100'	per Case
1 inch	550'	per Case

Log Gap Cap™

Reduces air infiltration where round logs meet window and door jamb trim, *see page 37*.

- Pre-cut foam inserts fit most round log profiles
- Can be cut easily to fit in different sized log diameters
- Seal over with *Energy Seal* or *Perma-Chink* to virtually stop any water or air infiltration



Chinking and Specialty Sealants

Exterior



Color in this photo closely represents Lifeline Ultra-2 Oak and Tan chinking. Actual results will vary. Contact Perma-Chink Systems for samples.

Sealing Around Windows & Doors



No More Air Loss or Water Leaks Around Your Windows and Doors

1. Use masking tape around the window or door seam
2. Insert *Log Gap Cap* into the crevice using trowel
**Log Gap Cap provides an even surface for sealant application and makes it easier to apply a uniform thickness across the gap*
3. Apply *Energy Seal* or *Perma-Chink*
4. Spray with water and tool smooth
5. Remove masking tape as soon as tooling is complete

Application Guns

Ratchet Style Caulking Guns to apply log chinking and log home sealants, fits 11 oz and 30 oz tubes.

For applying *Perma-Chink*, *Energy Seal*, *Check Mate 2* and *Woodsman*



The *Albion* bulk loading caulking gun for applying *Perma-Chink* or *Energy Seal*

- Professional Quality
- Efficient 12:1 Drive Ratio
- Lightweight Aluminum Barrel
- Double Grip Plates for Long Life

No spanner wrench needed! Barrel is made to rotate

Cordless Albion lightweight bulk loading gun for *Perma-Chink* and *Energy Seal*



Available in 20 oz

- Powerful - 400 lbs of Dispensing Force
- Fast - Dispense cartridge in seconds
- Long-Lasting - 12 V Lithium Ion Battery
- Control - Variable Speed Trigger

Borate Wood Preservatives

Interior & Exterior

Armor-Guard®

Soluble Borate Powder

Armor-Guard is a borate powder that is dissolved in water for use. Add *Armor-Guard* to water in a pail or bucket, stir until the solution is clear and apply with a low-pressure sprayer. *Armor-Guard* protects uninfested wood from wood decay and wood destroying insects.

Like all borate treatments, exterior surfaces should be protected with one of our *Lifeline* exterior finish systems. *Armor-Guard* stays near the surface and we recommend that it be reapplied if the finish system is physically or chemically removed.



Surface Preparation:
Must be applied to clean and dry bare wood.

Application Rates:
Approx. 200 sq.ft. per gallon of mixed solution. A 17 lb. pail covers approx. 3400 sq.ft.

Surface Temperature:
40° F to 90° F

Application Methods:
Low pressure sprayer.
Drill and inject.

of Coats:
One coat application. Mix 1 pound (4 cups or 2 of the enclosed scoops) of powder with one gallon water for use.

Drying Time:
1 to 3 days.

Clean up:
Soap and water.

Packaging:
1 lb. bag.
17 lb. pail.

Storage/Shelf Life:
Keep dry.
5 years.

Shell-Guard®

Borate Wood Preservative Concentrate

Shell-Guard Concentrate is a combination of glycols and borate that must be mixed with an equal volume of water for use. The diluted solution is applied to bare wood and impregnates the wood fibers with the active borate ingredient eliminating and providing protection against wood decay fungi and wood consuming insects.

Like all borate-based wood preservatives, the diluted *Shell-Guard* solution must be applied to unfinished bare wood. One application of diluted *Shell-Guard Concentrate* is permanent when exterior wood surfaces remain protected with one of our *Lifeline* exterior finish systems.



Surface Preparation:
Must be applied to clean and dry bare wood.

Application Rates:
One gallon of *diluted solution* to 108 sq.ft. of wood surface.

Surface Temperature:
40° F to 90° F

Application Methods:
Low-pressure sprayer.
Drill and inject.

of Coats:
One coat application.
Mix 1:1 with warm water for use.

Drying Time:
2 to 3 weeks. Wash surface with *Log Wash* before applying finish.

Clean up:
Soap and water.

Packaging:
1-gallon container.
2.5-gallon container.
5-gallon carton.

Storage/Shelf Life:
Freeze/thaw stable.
5 years.

Cobra™ Rods

Cobra Rods are used to spot treat decay-prone areas such as log ends that are coated with a finish. Once inserted into damp or wet wood the borate/copper complex in *Cobra Rods* dissolves spreading the active ingredients into areas surrounding the rod. This eliminates active decay fungi and helps prevent rot for 8 to 10 years.

Cobra Rods are 7/16" in diameter and 2" long. The installation holes may be plugged with the accompanying plastic plugs and hidden with *Energy Seal*. A typical 6 to 8 inch round log end will require two 2" long *Cobra Rods* inserted within 4 inches of the butt end.



Cobra™ Rods are a trademark of Genics Inc., Canada

Borate Wood Preservatives

Interior & Exterior

Shell-Guard® RTU

Ready-To-Use Wood Preservative

Borates are recognized as being the most effective “green” wood preservatives that are available. *Shell-Guard RTU* is a ready-to-use borate/glycol wood preservative that is colorless, odorless and has a very low toxicity to people and pets. It is effective for preventing and eliminating wood decay and wood destroying insect infestations in exterior and interior wood members.

Shell-Guard RTU must be applied to bare wood for it to work. Although most borate products must be dissolved in water prior to use, *Shell-Guard RTU* is ready-to-use so you can pour it right out of the container into your low-pressure sprayer without the fuss of measuring, mixing and stirring. If you have any left over you can pour right back into the container for later use.

Another advantage to *Shell-Guard RTU* is its quick drying time. Your logs will be ready to finish one to three days after it's applied. Since it penetrates into the wood, one application of *Shell-Guard RTU* is permanent when exterior wood surfaces remain protected with one of our *Lifeline* exterior finish systems. *Shell-Guard RTU* is labeled for the control of termites, wood boring beetles, carpenter ants and wood decay fungi.

Surface Preparation:
Must be applied to clean and dry bare wood.

Application Rates:
1 gallon will cover 150 to 250 sq.ft. of wood surface.

Surface Temperature:
40° F to 90° F

Application Methods:
Low-pressure sprayer.
Drill and inject.

of Coats:
One coat application.

Drying Time:
1 to 3 days.

Clean up:
Soap and water.

Packaging:
1 gallon container.
2.5 gallon container.
5 gallon carton.

Storage/Shelf Life:
Store at room temperature.
3 years.



STOP THOSE PESKY CRITTERS FROM EATING AWAY YOUR INVESTMENT!



	Shell-Guard RTU	Shell-Guard Concentrate	Armor-Guard
Mixing	No mixing required.	Mix 1 to 1 with water.	Mix 1 lb. per gallon of water.
Washing	Not required.	Wash down after 2 weeks.	Not required.
Duration of Treatment	Permanent treatment.	Permanent treatment.	Should be reapplied if home is stripped.
Limitations	Not for sale in California or Canada	Not for sale in Canada.	Should be used only on new uninfested wood. Not for sale in Canada

Wood Cleaners and Strippers

Interior & Exterior



HONEST ABE LOG HOMES

Color in this photo closely represents Lifeline Ultra-7 Bronze. Actual results will vary. Contact Perma-Chink Systems for samples.

Wood Cleaners and Strippers

Interior & Exterior

Log Wash™

**A Liquid Concentrate for Cleaning and Conditioning Bare Wood Surfaces,
Exterior and Interior Lifeline Finishes**

Cleaning Bare Wood

Log Wash is the best product to use for cleaning all bare wood surfaces. Its low pH formula is compatible with the chemistry of wood which prevents unwanted reactions that can darken or discolor bare wood surfaces.

Besides removing dirt, dust, mold, pollen and sanding and blasting media residue, *Log Wash* will remove many types of bare wood discolorations including brown chemical stains. We strongly recommend that all bare wood surfaces be washed and conditioned with a *Log Wash* solution before applying any of our finish systems.



Before



After

Surface Preparation:

Use *Log Wash* instead of bleach for cleaning wood surfaces.

Application Rates:

150 to 250 sq. ft. per gallon of diluted *Log Wash*.

Maintenance Cleaning:

Exterior coated surface (1 cup/gallon of water); Interior coated surface (1/2 cup/gallon of water).

Cleaning Bare Wood:

Exterior wood surface (2 cups/gallon of water), Interior wood surface (1 cup/gallon of water)

Surface Temperature:

40 ° F to 90 ° F

Application Methods:

Low-pressure sprayer.

of Coats:

Only one liberal coat application.

Drying Time:

Never allow to dry on wall.

Clean up:

Water.

Packaging:

1-gallon container.

Storage/Shelf Life:

Freeze/thaw stable.
3 years.



Maintenance Cleaning

Use *Log Wash* for washing the dust and dirt off interior and exterior finished wood surfaces. Its unique formulation removes dust, dirt and other contaminants from walls and chinking without harming them. Washing your home once or twice a year with *Log Wash* will keep your *Lifeline* finish looking great and will help extend its life.

Cedar Wash™

A Ready-to-Use Bare Wood Cleaner for Wood Species Containing Extractive and Resin Oils

Cedar Wash works with certain species of wood that naturally contain very high levels of extractives and resin oils. The presence of these extractives can cause discoloration, stains, and adhesion issues with a coating. Wood species that fall into the category of extractive-rich include: Western Red Cedar, Redwood, Walnut, and Mahogany. A secondary class of wood species that contain high levels of extractives are Southern Pine, Douglas Fir, Spruce, and Cypress.

- Removes resin oils and wood extractives
- Removes dirt, dust, and pollen
- Very low environmental impact



Surface Preparation:

Use to remove resin, oils and wood extractives from the surface.

Application Rates:

175 to 225 sq. ft. per gallon of ready-to-use Cedar Wash solution.

Surface Temperature:

40 ° F to 90 ° F

Application Methods:

Low-pressure sprayer.

of Coats:

Only one liberal coat to bare wood.

Drying Time:

Never allow to dry on wall.

Clean up:

Water.

Packaging:

2.5-gallon or 5-gallon container.

Storage/Shelf Life:

Freeze/thaw stable.
3 years.

Wood Cleaners and Strippers

Interior & Exterior

Wood ReNew™

Renews the Natural Beauty of Bare Wood

Wood ReNew is a cleaning concentrate for use on bare wood surfaces. A safe, effective cleaner, it is the best product to use for removing UV damaged gray wood fibers.

Wood ReNew will also help remove old worn finishes, mill glaze, mold, mildew, and dirt from wood surfaces. **Wood ReNew is not a maintenance cleaner for cleaning finished surfaces.**

One gallon of *Wood ReNew* makes 20 gallons of solution, enough to clean approximately 3000 sq. ft. of wood surface.

Surface Preparation:

Use *Wood ReNew* to help remove grayed wood fibers, mill glaze, mold and mildew.

Application Rates:

Add 4 cups of *Wood ReNew* to 5 gallons of water. Each gallon of mixed solution will clean approx. 150 sq.ft. of wood surface.

1 gallon container of *Wood ReNew* will clean approx. 3000 sq.ft.

Surface Temperature:

40° F to 90° F

Application Methods:

Sponge.
Scrub brush.
Mop.

of Coats:

As needed. Works best if used along with a pressure washer. Thoroughly rinse.

Drying Time:

Never allow to dry on wall.

Clean up:

Water.

Packaging:

1-gallon container.
Samples available.

Storage/Shelf Life:

Freeze/thaw stable.
5 years.



Oxcon™

Concentrate Oxalic Acid Solution

Oxcon is the only product that will remove dark colored streaks from metallic tannates. It must be diluted with four parts water for use. *Oxcon* solution will remove rust stains caused by nails, screws, and fasteners.

Use *Oxcon* only when needed. We recommend the use of pH Strips to verify that the surface has been adequately rinsed after using any cleaning product.

Surface Preparation:

Clean surface with Log Wash before using *Oxcon*.
Note: *Oxcon* is not formulated to remove intact paint, stain, or clear finishes and may dull painted or metal surfaces if not quickly rinsed with water.

Application Rates:

200 sq.ft. per gallon of mixed solution.
One gallon of *Oxcon* makes 5 gallons of mixed solution and cleans approximately 1000 sq.ft.

Surface Temperature:

40° F to 90° F

Application Methods:

Low-pressure sprayer.

of Coats:

One application. Thoroughly rinse. Use pH strips to assure adequate rinsing.
Do not use as a spot treatment.

Drying Time:

Never allow to dry on wall.

Clean up:

Water.

Packaging:

1-gallon container.
5-gallon pail.
Samples available.

Storage/Shelf Life:

DO NOT FREEZE!
1 year.



pH Strips

A Note About Rinsing

No matter what product you use to clean bare wood, nothing is more important than making sure you have adequately rinsed the surface. Any chemical residue remaining on the wood can have serious consequences later on.

We always recommend using pH Strips to make sure that the surface of the wood has been sufficiently rinsed, preferably to a pH of between 6.5 and 7.5.

Take the guesswork out of rinsing cleaners and strippers by using pH strips.



Wood Cleaners and Strippers

Interior & Exterior

S-100™

An Environmentally Friendly Finish Remover

S-100 Finish Remover is an easy to use water-based solvent that removes most types of oil and water-based finishes. *S-100* is a gel that can be applied with a brush or an airless sprayer. Once the existing finish has softened, a pressure washer is required to remove the finish. The high water solubility of *S-100* makes it easy to clean up. Since it is biodegradable there is no concern about contaminating the surrounding soil.

Unlike sodium or potassium hydroxide strippers, *S-100* will not darken or discolor the wood. *S-100* may not be effective for removing some high-performance coatings that may require a more aggressive chemical finish remover such as *StripIt*. We strongly recommend that you obtain and test free samples of both *S-100* and *StripIt* before placing an order.



Surface Preparation:
None.

Application Rates:
50 to 100 sq.ft. per gallon.

Surface Temperature:
50° F to 90° F

Application Methods:
Brush.
Roller.
Airless sprayer.

of Coats:
As needed.

Drying Time:
Do not allow to dry on wall.

Clean up:
Water.

Packaging:
5-gallon pail.
Samples available.

Storage/Shelf Life:
Freeze/thaw stable.
3 years.



StripIt®

High-Performance Stain and Finish Remover



StripIt is a water-based, non-hazardous pH neutral stain and finish remover. *StripIt* is an odor free product that will not darken the wood and can remove multiple layers in one application. It can be used for interior and exterior applications. It will not raise the grain.

StripIt quickly and easily cleans up with water. As with any chemical, it is imperative to follow the directions on the label. We recommend the use of *pH Strips* to ensure the surface has been adequately rinsed after using any chemical strippers.

- Will not harm or discolor chinking or sealants
- Will not harm, mar or discolor metal surfaces
- Odor free
- Zero VOC



Surface Preparation:
None.

Application Rates:
40-55 sq.ft. per gallon.

Surface Temperature:
40° F to 90° F

Application Methods:
Airless sprayer.
Brush.
Roller.

of Coats:
As needed.

Drying Time:
Do not allow to dry on wall.

Clean up:
Water.

Packaging:
5-gallon pails.
Samples available.

Storage/Shelf Life:
Protect from freezing.
2 years.

Wood Restoration Epoxies

Interior & Exterior

M-Balm™

Epoxy Wood Consolidator

Wood that has lost its integrity due to decay or insects can be hardened and consolidated with *M-Balm*. This two-component liquid epoxy penetrates into soft, porous or spongy wood to form a strong water-resistant mass. *M-Balm* should always be used in preparation for filling pockets of decayed wood with *E-Wood* epoxy putty.

- Two-component liquid epoxy
- Low viscosity for penetration into soft, spongy and porous wood
- Forms a hard, water-resistant mass
- Should be used prior to filling pockets of decayed wood with *E-Wood*



Applying *M-Balm*



Wood fibers consolidated with *M-Balm*

Surface Preparation:
Apply only to dry wood.

Application Rates:
15 to 20 sq.in. per ounce of mixed *M-Balm*.

Surface Temperature:
40° F to 90° F

Application Methods:
Squeeze bottle.
Syringe.
Small brush.

of Coats:
Thoroughly saturate wood.

Drying Time:
Do not allow to dry on wall.

Clean up:
Uncured mixed *M-Balm* (Part A and Part B) may be cleaned up with white vinegar then flushed with water.

Packaging:
2-component 24 oz. package.
2-component 1.5 gallon package.

Storage/Shelf Life:
Freeze/thaw stable.
1 year.



E-Wood™

Epoxy Wood Putty

For filling voids in decayed wood, *E-Wood* is the perfect product to use. *E-Wood* is a two component epoxy wood putty that may be used to fill in wood voids. It can be textured to match the appearance of the surrounding wood. Hardened *E-Wood* filler can be sanded, shaped and stained.

- Two-component wood tone epoxy putty
- Can be shaped, molded and textured to match the surrounding wood
- Soft or decayed wood should be consolidated with *M-Balm* first
- Hardens in 2 to 4 hours



Cavity filled with *E-Wood*



Stain applied to *E-Wood*

Surface Preparation:
Should be applied after using *M-Balm*. No waiting is necessary.

Application Rates:
1.8 cubic inches per ounce mixed A & B components.

Surface Temperature:
40° F to 90° F

Application Methods:
Press into voids using gloved hands. Tool and texture within 30 minutes of application.

Drying Time:
Hardens in 2 to 4 hours depending on temperature.

Clean up:
Uncured mixed *E-Wood* (Part A and Part B) may be cleaned up with white vinegar then flushed with water.

Packaging:
2-component 32 oz. package.
2-component 2-gallon package.

Storage/Shelf Life:
Freeze/thaw stable.
1 year.



Contractor References

We can refer you to friendly professional contractors in your area who use and recommend our products.
<https://www.permachink.com/general/find-a-contractor>

Wood Restoration Epoxies

Interior & Exterior

E-Wood™ Paste

Epoxy Wood Paste

E-Wood paste works excellent on window trims, small checks on log ends and other places where putty may be difficult to apply. It can be textured to match the appearance of the surrounding wood. Combine equal parts of *E-Wood Paste* by volume (A & B) and mix together by kneading or with a spatula until the color is uniform while wearing disposable gloves. Mix no more than what can be applied in 15 minutes. Allow product to cure before sanding and staining.

- Two-component wood tone epoxy putty
- Can be shaped, molded and textured to match the surrounding wood
- Soft or decayed wood should be consolidated with *M-Balm* first
- Hardens in 2 to 4 hours

The *E-Wood Paste* in tubes is the easier version with Part A & Part B in a special tube that eliminates the measuring and mixing.

The nozzle that comes with the product is a static mixer that mixes both parts of the paste and it comes out ready to apply with no additional mixing necessary. The nozzle applicator makes it easy to reach into small cracks and crevices that may be difficult to reach with a spatula or putty knife.

Once you have applied what you need, just remove the nozzle and replace the sealing cap that comes on the tube and save the unused product for the next time you need it.

Surface Preparation:
Should be applied after using *M-Balm*. No waiting is necessary.

Application Rates:
1.8 cubic inches per ounce mixed A & B components.

Surface Temperature:
40 °F to 90 °F

Application Methods:
Press into voids using gloved hands. Tool and texture within 30 minutes of application.

Drying Time:
Hardens in 2 to 4 hours depending on temperature.

Clean up:
Uncured mixed *E-Wood Paste* (Part A and Part B) may be cleaned up with white vinegar then flushed with water.

Packaging:
One 8 oz. tube with nozzle
2-component 32 oz. package.
2-component 2-gallon package.

Storage/Shelf Life:
Freeze/thaw stable.
1 year.




Epoxy is the perfect wood filler for permanent patching and repairs of rotting logs, rails, window sills, damaged door jambs, and wood trims that are difficult to remove and expensive to replace.



Remove any loose or decayed wood, and brush away any debris. For best results, apply *Armor-Guard* or *Shell-Guard* borate wood preservative to stop rot. Allow to dry and apply *M-Balm* wood consolidator that helps harden damaged wood.



Mold *E-Wood* epoxy to contour the shape of the rail.



Allow *E-Wood* to cure before staining.

Fasteners

Interior & Exterior



Log Boss™

Fasteners for Log Homes

Log Boss is the fastener with maximum holding power and superior strength. *Log Boss* is specifically designed for log and timber structures.

The 3" long thread provides the grip necessary for pulling even the most difficult logs into place while the larger shank diameter increases the overall strength and pulling power.



Features:

- No pre-drilling required
- No washer needed. Drive it one time and forget it!
- Flat head design easily counter-sinks with maximum pulling power
- The wing reduces torque required to drive the screw
- Coated for minimum friction and corrosion protection
- Made in the USA



Length available:

6", 7", 8", 9", 10", 11", 12", 13", 14", 15", 16"

(Call for information about other available lengths)

Packages includes one 5/16" hex head driver.

Wing Advantages

The wings clear out the splinters created by the thread as the fastener pulls down into the wood.

We also offer a complete line of wood-to-wood code approved fasteners for decks, ledgerboards, and large timber applications.

Blaster Buddy™

Finish Removal System

- Requires an industrial size air compressor (at least 125 cfm at 90 psi)
- Comes with 50 feet of hose, safety line and personal protection equipment
- Available for purchase or rent

New Age Blast Media, made from recycled glass, is available in 50 lb bags and covers approx. 75-125 sq. ft. of wood surface.



Osborn™

Buffing Brushes

- Requires a buffer or polisher with 5/8 x 11 NC threads
- Nylon fibers impregnated with *Ultra Grit* abrasive
- Long lasting

Available Sizes:

Cup brush	6" diameter, 80 grit.
Cup brush	6" diameter, 120 grit
Cup brush	4" diameter, 80 grit
Cup brush	4" diameter, 120 grit



Sanding Disks and Holders



A corresponding diameter sanding disk holder is required for use.

Available Sizes:

Available in diameters of 4", 5" and 7" in coarse, medium and fine grit.



Wood Grinding Disks

Available Sizes:

- **Wood Shark**, 4" diameter cup shape, coarse or medium texture.
- **Wood Shark**, 4" diameter dish shape, coarse or medium texture.



- Requires an appropriate size angle grinder for use
- Ideal for removing decayed or unwanted wood
- Long lasting



4" Wood Shark Dish Shape

Log Home Care and Maintenance



HEARTHSTONE HOMES

Color in this photo closely represents Lifeline Ultra-7 Smoke. Actual results will vary. Contact Perma-Chink Systems for samples.

Payment Terms and Conditions

Forms of Payment:

We accept MASTERCARD, VISA, DISCOVER and AMERICAN EXPRESS. On approved credit, terms are Net 30 from date of invoice.

Shipping:

Most orders are shipped within 24 hours Monday-Friday.
FedEx Home Delivery: Includes evenings and Saturdays options, where available.
Truck Carriers: Monday-Friday deliveries.

Terms:

Prices and product availability are subject to change without notice. Seller is not responsible for consequential damages. All returns require an advance return authorization number (RAN) and will be subject to a 20% restocking charge after 30 days.

For delivery to your doorstep or additional information contact Perma-Chink Systems, Inc. at the following locations:

Tennessee *Eastern Division:*

1605 Prosser Road, Knoxville, TN 37914
(800) 548-3554

Tennessee, Sevierville

1357 Dolly Parton Parkway, Sevierville, TN 37862
(865) 774-3307

Washington *Western Division:*

17635 N.E. 67th Ct., Redmond, WA 98052
(800) 548-1231

Montana:

3112 US Highway 93 N, Stevensville, MT 59870
(800) 479-7090

Colorado:

1960 Airport Road, Rifle, CO 81650
(800) 433-8781

Minnesota:

12632 Fromelt Loop NW, Rice, MN 56367
(877) 244-6548

Pennsylvania:

7174 Shavers Creek Road, Petersburg, PA 16669
(800) 257-4864

**Visit Us Online to Find Dealers and Distributors
Near You.**



1-800-548-3554

www.permachink.com

SHOP ONLINE 24/7



Looking for a PRO?



When it comes to caring for your log home, it is reassuring to know that you can choose a contractor you can rely on for good advice and trust that they are dedicated to providing you with the best results possible. Our network of independent professional log home contractors stand ready to assist you.

Visit our website and click on *Find a Contractor* link to locate a log home restoration and maintenance contractor near you. Or give us a call 1-800-548-3554

Be a part of our LOYAL CUSTOMER PROGRAM



Receive our monthly news in your inbox.
Subscribe online.

✓ Appearance ✓ Longevity ✓ Value ✓ Environment

PERMA-CHINK[®] SYSTEMS, INC.

www.permachink.com

1-800-548-3554



Rev 3/23

PRESERVING THE LEGACY FOR GENERATIONS

*Buy From Perma-Chink Systems,
The Longest-Lasting Family of Products!*

Proudly Made in USA



Check out Monthly Specials and Workshop Schedules on www.permachink.com