

DECK DEFENSE

Decks Railings Fences



• UV Protection

• Formulated to Fight Mold & Mildew

• Quick Drying



DECK DEFENSE

STAIN FOR DECKS,
RAILINGS, AND FENCES

PERMA-CHINK
SYSTEMS, INC.

New Formula

Deck Defense™ deck stain has been reengineered for better performance, longer life and easier application. Deck Defense hardens into a lattice-like structure, supporting and strengthening the natural cellulosic fibers to protect wood from the inside out, not just on the surface.

Protection from Mold & Mildew

Powerful additives to Deck Defense inhibit the growth of mold, mildew and algae within the cured film. Homeowners can feel secure in the knowledge that their investment is protected from the damaging effects of wind, sun and water.

Easier Application

Deck Defense is easily applied to dry surfaces with a pump-up sprayer, roller, brush, pads, or an airless sprayer. Designed for a one coat application, an additional coat may be applied using a “wet on wet” method in order to achieve a deeper, richer color.


Deck Defense is a semi-transparent stain that allows the natural wood grain and texture to show through.




Harvest Wheat



Honey Maple




Redwood



Hickory



Weathered Gray



Gentry Gray



Barn Gray

7 Standard Colors
Custom Colors
Available

Simple Maintenance

Normal maintenance has also been made easier as there will be no need to strip off the product prior to re-application, as it will not flake or peel when properly applied. Just clean the surface to remove any dirt or dried materials, allow drying before applying your maintenance coat. Clean up with soap and water before the product dries on application equipment.

How To Apply for New or Unstained Decks

1. Clean deck with *Log Wash* or *Wood ReNew*
2. Rinse to neutral pH balance, and let fully dry
3. Apply *Deck Defense* as directed*
4. Let *Deck Defense* dry and cure, and resume enjoying your deck!

*New, treated wood needs to “season” prior to application.

How To Apply for Old or Stained Decks

1. Strip any previous film-forming finish or paint from deck (*Deck Defense* stain or oil-based finishes may not need to be stripped)
2. Clean deck with *Log Wash* or *Wood ReNew*
3. Rinse to neutral pH balance, and let fully dry
4. Apply *Deck Defense* as directed
5. Let *Deck Defense* dry and cure, and resume enjoying your deck!



DECK DEFENSE

Product Information

Shelf Life

1 Year

Application Temperature

40°F to 95°F

Application Methods

- Airless sprayer
- Brush, Roller, Application Pads
- Back-brush into surface
- Refer to product label for application instructions

Surface Preparation

- Apply to clean, dry surface
- Free of mold and mildew
- Never use steel wool

Frequency

As needed, depending on exposure

Drying Time

- Dry to the touch in 15 minutes, tack-free in 30 minutes; depending upon temperature and humidity
- Wait 24 hours before returning heavy items



Coverage Rate

175-250 square feet/gallon

Special Instructions

- Back-brushing required
- Stir container every 15 minutes with paint stick
- Maintain a wet edge to avoid lap marks
- Avoid applying in direct sun
- If desired, apply second coat while first coat is still wet



store.PermaChink.com
Order free samples today!
Call: 1-800-548-3554